

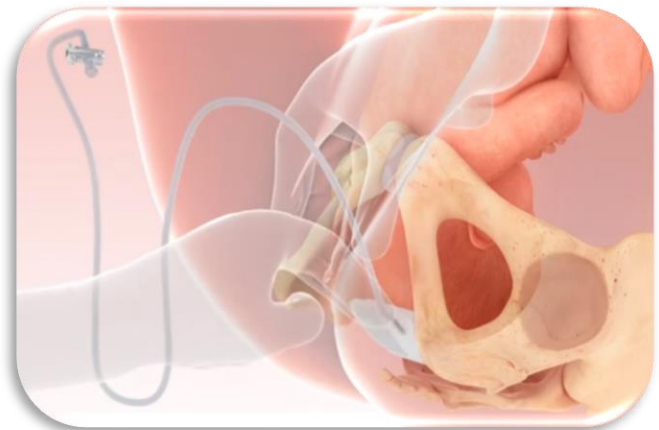
4 Key Steps

STEP 1 INSERTION



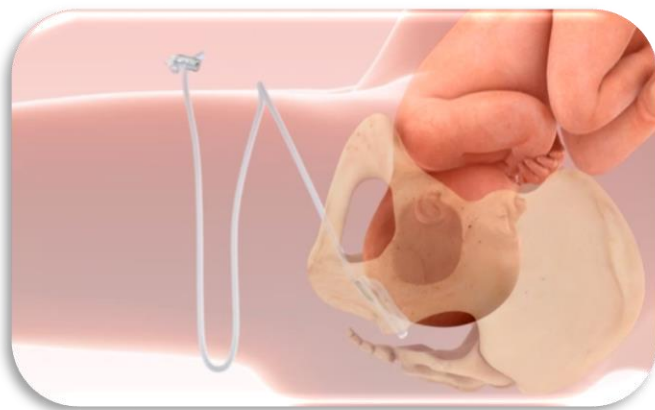
- Bi-fold the device in two
- Lubricate device
- Insert vaginally ensuring the balloon surface is in contact with the fetal head

STEP 2 PLACEMENT



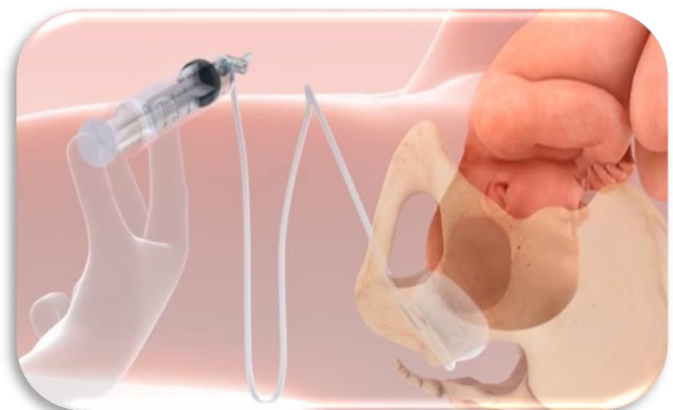
- Push the device as posteriorly as possible, towards the coccyx
- Placement is similar to a posterior ventouse cup

STEP 3 LEGS FLAT



- Lay the legs flat in the operating table - otherwise it can be expelled or displaced if legs are open

STEP 4 INFLATE



- Inflate with 180ml of saline using the 60ml syringe provided -Three Full Syringes